

E13098 OLD ROBSTOWN RD

City of Corpus Christi

Engineering Services
Traffic Engineering Services

old robstown road

Hwy 44/Leopard
Hwy 44/Leopard

Start Time	30-Oct-13 Wed	Direction 1	Direction 2	Combined Total	
12:00 AM		*	*	*	
01:00		*	*	*	
02:00		*	*	*	
03:00		*	*	*	
04:00		*	*	*	
05:00		*	*	*	
06:00		*	*	*	
07:00		*	*	*	
08:00		*	*	*	
09:00		*	*	*	
10:00		*	*	*	
11:00		169	177	346	████████████████████
12:00 PM		195	208	403	████████████████████████████
01:00		169	192	361	████████████████████████
02:00		171	175	346	████████████████████████
03:00		181	199	380	████████████████████████
04:00		252	211	463	████████████████████████████
05:00		280	299	579	████████████████████████████████
06:00		247	214	461	████████████████████████████
07:00		195	174	369	████████████████████████
08:00		114	135	249	████████████████████
09:00		91	98	189	████████████████
10:00		62	49	111	██████████
11:00		45	35	80	██████
Total		2171	2166		
Percent		50.1%	49.9%		

City of Corpus Christi

Engineering Services
Traffic Engineering Services

old robstown road

Hwy 44/Leopard
Hwy 44/Leopard

Start Time	31-Oct-13 Thu	Direction 1	Direction 2	Combined Total	
12:00 AM		26	18	44	█
01:00		14	13	27	█
02:00		7	11	18	█
03:00		10	6	16	█
04:00		13	15	28	█
05:00		50	44	94	█
06:00		89	83	172	█
07:00		210	153	363	█
08:00		234	252	486	█
09:00		191	150	341	█
10:00		188	160	348	█
11:00		187	193	380	█
12:00 PM		187	206	393	█
01:00		198	166	364	█
02:00		217	198	415	█
03:00		205	254	459	█
04:00		272	262	534	█
05:00		310	302	612	█
06:00		243	220	463	█
07:00		162	158	320	█
08:00		137	138	275	█
09:00		127	134	261	█
10:00		90	97	187	█
11:00		63	69	132	█
Total		3430	3302		
Percent		51.0%	49.0%		

City of Corpus Christi

Engineering Services
Traffic Engineering Services

old robstown road

Hwy 44/Leopard
Hwy 44/Leopard

Start Time	01-Nov-13 Fri	Direction 1	Direction 2	Combined Total	
12:00 AM		43	37	80	█
01:00		20	30	50	█
02:00		18	26	44	█
03:00		20	13	33	█
04:00		17	20	37	█
05:00		53	31	84	█
06:00		81	65	146	█
07:00		210	169	379	█
08:00		244	284	528	█
09:00		203	188	391	█
10:00		228	201	429	█
11:00		265	220	485	█
12:00 PM		243	278	521	█
01:00		233	215	448	█
02:00		214	212	426	█
03:00		243	255	498	█
04:00		351	332	683	█
05:00		299	321	620	█
06:00		286	253	539	█
07:00		176	212	388	█
08:00		142	165	307	█
09:00		115	107	222	█
10:00		95	81	176	█
11:00		65	75	140	█
Total		3864	3790		
Percent		50.5%	49.5%		

E 13098 OLD ROBSTOWN RD

City of Corpus Christi

Engineering Services
Traffic Engineering Services

Page 4

old robstown road

Hwy 44/Leopard
Hwy 44/Leopard

Start Time	02-Nov-13 Sat	Direction 1	Direction 2	Combined Total	
12:00 AM		35	35	70	█
01:00		25	29	54	█
02:00		30	24	54	█
03:00		14	18	32	█
04:00		18	16	34	█
05:00		32	35	67	█
06:00		55	45	100	█
07:00		68	61	129	█
08:00		133	93	226	█
09:00		148	138	286	█
10:00		178	168	346	█
11:00		225	209	434	█
12:00 PM		197	209	406	█
01:00		207	189	396	█
02:00		212	222	434	█
03:00		198	217	415	█
04:00		193	203	396	█
05:00		185	194	379	█
06:00		227	183	410	█
07:00		151	178	329	█
08:00		146	130	276	█
09:00		91	100	191	█
10:00		76	72	148	█
11:00		63	73	136	█
Total		2907	2841		
Percent		50.6%	49.4%		

City of Corpus Christi

Engineering Services
Traffic Engineering Services

old robstown road

Hwy 44/Leopard
Hwy 44/Leopard

Start Time	03-Nov-13 Sun	Direction 1	Direction 2	Combined Total	
12:00 AM		47	38	85	████████
01:00		29	21	50	██████
02:00		18	20	38	██████
03:00		21	21	42	██████
04:00		17	14	31	██████
05:00		13	17	30	██████
06:00		29	21	50	██████
07:00		41	43	84	████████
08:00		69	53	122	██████████
09:00		116	95	211	██████████████
10:00		145	142	287	██████████████████
11:00		171	135	306	██████████████████
12:00 PM		165	177	342	██████████████████
01:00		187	184	371	██████████████████
02:00		160	193	353	██████████████████
03:00		181	181	362	██████████████████
04:00		177	199	376	██████████████████
05:00		169	172	341	██████████████████
06:00		173	169	342	██████████████████
07:00		160	180	340	██████████████████
08:00		142	144	286	██████████████████
09:00		102	95	197	██████████
10:00		54	54	108	██████
11:00		43	41	84	██████
Total		2429	2409		
Percent		50.2%	49.8%		

City of Corpus Christi

Engineering Services
Traffic Engineering Services

old robstown road

Hwy 44/Leopard
Hwy 44/Leopard

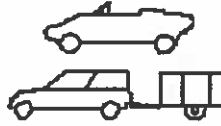
Start Time	04-Nov-13 Mon	Direction 1	Direction 2	Combined Total	
12:00 AM		28	17	45	█
01:00		17	9	26	█
02:00		9	13	22	█
03:00		11	9	20	█
04:00		9	9	18	█
05:00		10	6	16	█
06:00		49	34	83	█
07:00		102	95	197	█
08:00		244	176	420	█
09:00		202	274	476	█
10:00		176	165	341	█
11:00		81	82	163	█
12:00 PM		0	0	0	
01:00		0	2	2	
02:00		*	*	*	
03:00		*	*	*	
04:00		*	*	*	
05:00		*	*	*	
06:00		*	*	*	
07:00		*	*	*	
08:00		*	*	*	
09:00		*	*	*	
10:00		*	*	*	
11:00		*	*	*	
Total		938	891		
Percent		51.3%	48.7%		
Grand Total		15739	15399		
Percentage		50.5%	49.5%		
ADT		ADT 6,023		AADT 6,023	

FHWA Type F Vehicle Classification Scheme

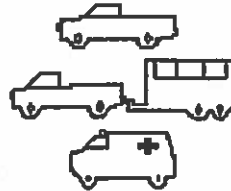
Class 1 - Motorcycles. This class includes all two- or three-wheeled motorized vehicles. These vehicles typically have a saddle-type of seat and are steered by handlebars rather than a steering wheel. This includes motorcycles, motor scooters, mopeds, motor-powered bicycles and three-wheel motorcycles.




Class 2 - Passenger cars. This class includes all sedans, coupes and station wagons manufactured primarily for the purpose of carrying passengers, including those pulling recreational or other light trailers.



Class 3 - Pickups, Vans and other 2-axle, 4-tire single unit vehicles. This class includes all two-axle, four tire vehicles other than passenger cars, which includes pickups, vans, campers, small motor homes, ambulances, minibuses and carryalls. These types of vehicles which are pulling recreational or other light trailers are included.




Class 4 - Buses. This class includes all vehicles manufactured as traditional passenger-carrying buses with two axles and six tires or three or more axles. This includes only traditional buses, including school and transit buses, functioning as passenger-carrying vehicles. All two-axle, four tire minibuses should be classified as Class 3. Modified buses should be considered to be trucks and classified appropriately.



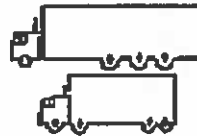
Class 5 - Two-Axle, Six-Tire Single Unit Trucks. This class includes all vehicles on a *single frame* which have *two axles and dual rear tires*. This includes trucks, camping and recreation vehicles, motor homes, etc.



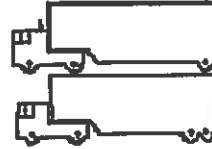
Class 6 - Three-Axle Single Unit Trucks. This class includes all vehicles on a *single frame* which have *three axles*. This includes trucks, camping and recreation vehicles, motor homes, etc.



Class 7 - Four or More Axle Single Unit Trucks. This class includes all vehicles on a *single frame* with *four or more axles*.



Class 8 - Four or Less Axle Single Trailer Trucks. This class includes all vehicles with *four or less axles* consisting of *two units*, in which the pulling unit is a tractor or single unit truck.



Class 9 - Five-Axle Single Trailer Trucks. This class includes all *five-axle* vehicles consisting of *two units* in which the pulling unit is a tractor or single unit truck.



Class 10 - Six or More Axle Single Trailer Trucks. This class includes all vehicles with *six or more axles* consisting of *two units* in which the pulling unit is a tractor or single unit truck.



Class 11 - Five or Less Axle Multi-Trailer Trucks.

This class includes all vehicles with *five or less axles* consisting of *three or more units* in which the pulling unit is a tractor or single unit truck.



Class 12 - Six-Axle Multi-Trailer Trucks. This class includes all *six-axle* vehicles consisting of *three or more units* in which the pulling unit is a tractor or single unit truck.



Class 13 - Seven or More Axle Multi-Trailer Trucks. This class includes all vehicles with *seven or more axles* consisting of *three or more units* in which the pulling unit is a tractor or single unit truck.



The TRAX Apollyon also collects data for **Class 14 - Unclassified Vehicles.** This class includes all vehicles which the TRAX Apollyon could not process into one of the existing 13 classes. This data can be retained in your reports, or it can be redistributed by the software into the existing 13 classes based on the percentages in each of those classes.

City of Corpus Christi

Engineering Services
Traffic Engineering Services

Old Robstown Rd,
State Hwy 44/Leopard
Date Start: 30-Oct-13
Date End: 04-Nov-13

Direction 1

Start Time	Bikes	Cars & Trailer	2 Axle Long	Buses	2 Axle 6 Tire	3 Axle Single	4 Axle Single	<5 Axl Double	5 Axle Double	>6 Axl Double	<6 Axl Multi	6 Axle Multi	>6 Axl Multi	Not Classe	Total
10/30/13
01:00
02:00
03:00
04:00
05:00
06:00
07:00
08:00
09:00
10:00
11:00	0	86	56	2	19	0	0	1	0	0	0	0	0	5	169
12 PM	1	116	57	4	9	0	0	1	0	0	0	0	0	7	185
13:00	0	99	54	2	11	0	0	0	1	0	0	0	0	2	189
14:00	0	95	52	2	14	1	0	2	1	0	0	0	0	4	171
15:00	1	103	58	4	10	0	0	0	0	0	0	0	0	5	181
16:00	3	131	75	2	29	1	0	1	0	0	0	0	0	10	252
17:00	1	168	84	2	13	1	0	1	0	0	0	0	0	10	280
18:00	5	138	82	2	12	0	0	0	0	0	0	0	0	8	247
19:00	0	122	55	2	9	1	0	1	0	0	0	0	0	5	185
20:00	0	86	40	1	4	0	0	0	0	0	0	0	0	3	114
21:00	0	57	28	1	5	0	0	1	0	0	0	0	0	1	91
22:00	1	40	15	1	3	0	0	0	0	0	0	0	0	2	62
23:00	0	31	11	0	3	0	0	0	0	0	0	0	0	0	45
Total	12	1252	665	25	141	4	0	8	2	0	0	0	0	62	2171
Percent	0.6%	57.7%	30.6%	1.2%	6.5%	0.2%	0.0%	0.4%	0.1%	0.0%	0.0%	0.0%	0.0%	2.9%	
AM Peak		11:00	11:00	11:00	11:00			11:00						11:00	11:00
Vol.		86	56	2	19			1						5	169
PM Peak	18:00	17:00	17:00	12:00	18:00	14:00		14:00	13:00					16:00	17:00
Vol.	5	168	84	4	29	1		2	1					10	280

City of Corpus Christi

Engineering Services
Traffic Engineering Services

Old Robstown Rd.
State Hwy 44/Leopard
Date Start: 30-Oct-13
Date End: 04-Nov-13

Direction 1

Start Time	Bikes	Cars & Trailer	2 Axle Long	Buses	2 Axle 6 Tire	3 Axle Single	4 Axle Single	<5 Axl Double	5 Axle Double	>6 Axl Double	<6 Axl Multi	6 Axle Multi	>6 Axl Multi	Not Classe	Total
10/31/13	0	17	9	0	0	0	0	0	0	0	0	0	0	0	26
01:00	0	4	5	0	5	0	0	0	0	0	0	0	0	0	14
02:00	0	0	5	0	2	0	0	0	0	0	0	0	0	0	7
03:00	0	2	6	0	2	0	0	0	0	0	0	0	0	0	10
04:00	0	4	6	0	2	0	0	0	0	0	0	0	0	1	13
05:00	1	22	20	1	8	0	0	0	0	0	0	0	0	0	50
06:00	2	46	24	3	11	0	0	1	0	0	0	0	0	2	89
07:00	1	118	83	4	15	1	0	1	0	0	0	0	0	7	210
08:00	4	117	73	3	21	2	0	1	0	0	0	0	0	13	234
09:00	7	101	59	4	13	1	0	2	0	0	0	0	0	4	191
10:00	0	110	52	2	14	1	0	0	2	0	0	0	0	7	188
11:00	1	113	55	2	11	0	0	0	0	0	0	0	0	5	187
12 PM	0	110	54	3	11	0	0	1	0	0	0	0	0	8	187
13:00	0	114	59	2	14	1	0	2	0	0	0	0	0	8	198
14:00	1	121	62	2	16	1	0	2	0	0	0	0	0	12	217
15:00	1	99	64	2	27	1	0	1	0	0	0	0	0	10	205
16:00	1	143	85	2	26	1	0	3	1	0	0	0	0	10	272
17:00	1	160	99	2	34	2	0	1	0	0	0	0	0	11	310
18:00	0	142	68	1	18	1	0	0	0	0	0	0	0	13	243
19:00	1	89	56	1	10	0	0	1	0	0	0	0	0	4	162
20:00	0	71	45	1	15	0	0	0	0	0	0	0	0	5	137
21:00	0	70	42	1	9	0	0	0	0	0	0	0	0	5	127
22:00	1	52	24	1	11	0	0	0	0	0	0	0	0	1	90
23:00	0	33	29	0	1	0	0	0	0	0	0	0	0	0	63
Total	22	1858	1064	37	294	12	0	16	3	0	0	0	0	124	3430
Percent	0.6%	54.2%	31.0%	1.1%	8.6%	0.3%	0.0%	0.5%	0.1%	0.0%	0.0%	0.0%	0.0%	3.6%	
AM Peak	09:00	07:00	08:00	07:00	08:00	08:00		09:00	10:00					08:00	08:00
Vol.	7	118	73	4	21	2		2	2					13	234
PM Peak	14:00	17:00	17:00	12:00	17:00	17:00		16:00	16:00					18:00	17:00
Vol.	1	160	99	3	34	2		3	1					13	310

City of Corpus Christi

Engineering Services
Traffic Engineering Services

Old Robstown Rd.
State Hwy 44/Leopard
Date Start: 30-Oct-13
Date End: 04-Nov-13

Direction 1

Start Time	Bikes	Cars & Trailer	2 Axle Long	Buses	2 Axle 6 Tire	3 Axle Single	4 Axle Single	<5 Axl Double	5 Axle Double	>6 Axl Double	<6 Axl Multi	6 Axle Multi	>6 Axl Multi	Not Classe	Total
11/01/13	0	11	26	0	6	0	0	0	0	0	0	0	0	0	43
01:00	0	15	2	0	2	0	0	0	1	0	0	0	0	0	20
02:00	0	11	6	0	1	0	0	0	0	0	0	0	0	0	18
03:00	0	10	7	0	3	0	0	0	0	0	0	0	0	0	20
04:00	0	5	9	0	3	0	0	0	0	0	0	0	0	0	17
05:00	0	31	14	1	7	0	0	0	0	0	0	0	0	0	53
06:00	0	34	29	2	15	1	0	0	0	0	0	0	0	0	81
07:00	1	108	68	5	22	0	0	1	0	0	0	0	0	5	210
08:00	2	127	73	3	17	2	0	4	1	0	0	0	0	15	244
09:00	1	102	63	2	28	2	0	0	0	0	0	0	0	5	203
10:00	0	117	69	2	31	1	0	0	0	0	0	0	0	8	228
11:00	0	146	86	4	21	0	0	0	0	0	0	0	0	8	265
12 PM	0	125	91	3	14	3	0	0	0	0	0	0	0	7	243
13:00	0	119	81	2	22	0	0	1	0	0	0	0	0	8	233
14:00	1	117	63	1	20	0	0	2	3	0	0	0	0	7	214
15:00	3	129	79	5	19	0	0	2	0	0	0	0	0	6	243
16:00	1	186	102	3	30	1	0	3	0	0	0	0	0	25	351
17:00	4	159	97	2	18	1	0	0	1	0	0	0	0	17	299
18:00	2	165	83	2	16	1	0	1	1	0	0	0	0	15	286
19:00	3	106	48	2	11	0	0	1	1	0	0	0	0	4	178
20:00	0	80	41	1	18	0	0	0	0	0	0	0	0	2	142
21:00	0	67	37	1	7	0	0	2	0	0	0	0	0	1	115
22:00	1	45	36	1	10	0	0	0	0	0	0	0	0	2	95
23:00	0	48	14	0	3	0	0	0	0	0	0	0	0	0	65
Total	19	2063	1224	42	344	12	0	17	8	0	0	0	0	135	3864
Percent	0.5%	53.4%	31.7%	1.1%	8.9%	0.3%	0.0%	0.4%	0.2%	0.0%	0.0%	0.0%	0.0%	3.5%	
AM Peak	08:00	11:00	11:00	07:00	10:00	08:00		08:00	01:00					08:00	11:00
Vol.	2	146	86	5	31	2		4	1					15	265
PM Peak	17:00	16:00	16:00	15:00	16:00	12:00		16:00	14:00					16:00	16:00
Vol.	4	186	102	5	30	3		3	3					25	351

City of Corpus Christi

Engineering Services
Traffic Engineering Services

Old Robstown Rd.
State Hwy 44/Leopard
Date Start: 30-Oct-13
Date End: 04-Nov-13

Direction 1

Start Time	Bikes	Cars & Trailer	2 Axle Long	Buses	2 Axle 6 Tire	3 Axle Single	4 Axle Single	<5 Axl Double	5 Axle Double	>6 Axl Double	<6 Axl Multi	6 Axle Multi	>6 Axl Multi	Not Classe	Total
11/02/13	0	21	12	0	2	0	0	0	0	0	0	0	0	0	35
01:00	1	12	9	0	2	0	0	0	0	0	0	0	0	1	25
02:00	0	13	12	0	4	0	0	0	0	0	0	0	0	1	30
03:00	0	4	6	0	4	0	0	0	0	0	0	0	0	0	14
04:00	0	3	11	0	2	0	0	0	1	0	0	0	0	1	18
05:00	0	16	13	0	3	0	0	0	0	0	0	0	0	0	32
06:00	0	24	21	1	9	0	0	0	0	0	0	0	0	0	55
07:00	0	27	31	1	8	0	0	0	0	0	0	0	0	1	68
08:00	2	65	38	1	24	0	0	1	0	0	0	0	0	2	133
09:00	0	58	55	2	29	0	0	0	0	0	0	0	0	4	148
10:00	0	78	64	2	28	0	0	0	0	0	0	0	0	6	178
11:00	1	74	94	3	46	0	0	2	0	0	0	0	0	5	225
12 PM	1	89	65	1	36	1	0	0	0	0	0	0	0	4	197
13:00	0	90	85	2	24	0	0	1	0	0	0	0	0	5	207
14:00	0	98	79	2	30	0	0	0	0	0	0	0	0	3	212
15:00	1	81	77	2	27	0	0	0	0	0	0	0	0	10	198
16:00	1	73	81	2	34	1	0	0	1	0	0	0	0	0	193
17:00	1	87	64	2	23	0	0	1	0	0	0	0	0	7	185
18:00	0	96	95	2	28	1	0	1	0	0	0	0	0	4	227
19:00	0	81	53	1	14	0	0	0	0	0	0	0	0	2	151
20:00	0	80	45	1	12	0	0	1	0	0	0	0	0	7	146
21:00	0	56	25	0	8	0	0	0	0	0	0	0	0	2	91
22:00	0	43	27	1	4	1	0	0	0	0	0	0	0	0	76
23:00	0	33	25	0	4	0	0	1	0	0	0	0	0	0	63
Total	8	1302	1087	26	405	4	0	8	2	0	0	0	0	65	2907
Percent	0.3%	44.8%	37.4%	0.9%	13.9%	0.1%	0.0%	0.3%	0.1%	0.0%	0.0%	0.0%	0.0%	2.2%	
AM Peak	08:00	10:00	11:00	11:00	11:00			11:00	04:00					10:00	11:00
Vol.	2	78	94	3	48			2	1					6	225
PM Peak	12:00	14:00	18:00	13:00	12:00	12:00		13:00	18:00					15:00	18:00
Vol.	1	98	95	2	36	1		1	1					10	227

City of Corpus Christi

Engineering Services
Traffic Engineering Services

Old Robstown Rd.
State Hwy 44/Leopard
Date Start: 30-Oct-13
Date End: 04-Nov-13

Direction 1

Start Time	Bikes	Cars & Trailer	2 Axle Long	Buses	2 Axle 6 Tire	3 Axle Single	4 Axle Single	<5 Axl Double	5 Axle Double	>6 Axl Double	<6 Axl Multi	6 Axle Multi	>6 Axl Multi	Not Classe	Total
11/03/13	0	31	10	0	6	0	0	0	0	0	0	0	0	0	47
01.00	0	15	8	0	4	0	0	0	0	0	0	0	0	2	29
02.00	0	11	6	0	1	0	0	0	0	0	0	0	0	0	18
03.00	1	10	5	0	5	0	0	0	0	0	0	0	0	0	21
04.00	0	10	7	0	0	0	0	0	0	0	0	0	0	0	17
05.00	0	8	4	0	1	0	0	0	0	0	0	0	0	0	13
06.00	1	16	8	0	4	0	0	0	0	0	0	0	0	0	29
07.00	0	17	18	0	6	0	0	0	0	0	0	0	0	0	41
08.00	0	25	36	0	8	0	0	0	0	0	0	0	0	0	69
09.00	0	48	46	0	15	0	0	0	0	0	0	0	0	7	116
10.00	0	74	53	0	11	0	0	1	0	0	0	0	0	6	145
11.00	2	78	62	0	24	1	0	0	0	0	0	0	0	4	171
12 PM	0	57	75	0	27	0	0	1	1	0	0	0	0	4	165
13.00	2	99	61	0	16	1	0	1	0	0	0	0	0	7	187
14.00	0	94	51	0	9	0	0	0	0	0	0	0	0	6	160
15.00	2	92	63	0	16	0	0	2	0	0	0	0	0	6	181
16.00	0	98	60	0	16	0	0	1	0	0	0	0	0	2	177
17.00	1	84	62	0	18	0	0	0	0	0	0	0	0	4	169
18.00	2	110	47	0	8	0	0	0	0	0	0	0	0	6	173
19.00	3	82	55	0	15	0	0	0	0	0	0	0	0	5	160
20.00	0	85	38	0	13	0	0	1	0	0	0	0	0	5	142
21.00	0	64	31	0	6	0	0	0	0	0	0	0	0	1	102
22.00	0	38	10	0	6	0	0	0	0	0	0	0	0	0	54
23.00	1	25	15	0	1	0	0	0	0	0	0	0	0	1	43
Total	15	1271	831	0	236	2	0	7	1	0	0	0	0	68	2429
Percent	0.6%	52.3%	34.2%	0.0%	9.7%	0.1%	0.0%	0.3%	0.0%	0.0%	0.0%	0.0%	0.0%	2.7%	
AM Peak	11:00	11:00	11:00		11:00	11:00		10:00						09:00	11:00
Vol.	2	78	62		24	1		1						7	171
PM Peak	19:00	18:00	12:00		12:00	13:00		15:00	12:00					13:00	13:00
Vol.	3	110	75		27	1		2	1					7	187

City of Corpus Christi

Engineering Services
Traffic Engineering Services

Old Robstown Rd.
State Hwy 44/Leopard
Date Start: 30-Oct-13
Date End: 04-Nov-13

Direction 1

Start Time	Bikes	Cars & Trailer	2 Axle Long	Buses	2 Axle 6 Tire	3 Axle Single	4 Axle Single	<5 Axl Double	5 Axle Double	>6 Axl Double	<6 Axl Multi	6 Axle Multi	>6 Axl Multi	Not Classe	Total
11/04/13	0	17	11	0	0	0	0	0	0	0	0	0	0	0	28
01:00	1	13	3	0	0	0	0	0	0	0	0	0	0	0	17
02:00	0	7	1	0	1	0	0	0	0	0	0	0	0	0	9
03:00	0	6	5	0	0	0	0	0	0	0	0	0	0	0	11
04:00	0	6	2	0	1	0	0	0	0	0	0	0	0	0	9
05:00	0	4	6	0	0	0	0	0	0	0	0	0	0	0	10
06:00	0	27	10	1	8	0	0	1	0	0	0	0	0	2	49
07:00	1	47	31	2	17	0	0	1	0	0	0	0	0	3	102
08:00	2	135	75	4	20	0	0	1	0	0	0	0	0	7	244
09:00	0	90	80	3	18	0	0	2	0	0	0	0	0	9	202
10:00	0	97	62	1	7	2	0	0	1	0	0	0	0	6	176
11:00	0	30	26	1	9	1	0	2	0	0	0	0	0	12	81
12 PM	0	0	0	0	0	0	0	0	0	0	0	0	0	0	0
13:00
14:00
15:00
16:00
17:00
18:00
19:00
20:00
21:00
22:00
23:00
Total	4	479	312	12	61	3	0	7	1	0	0	0	0	39	938
Percent	0.4%	51.1%	33.3%	1.3%	8.6%	0.3%	0.0%	0.7%	0.1%	0.0%	0.0%	0.0%	0.0%	4.2%	
AM Peak	08:00	08:00	09:00	08:00	08:00	10:00		09:00	10:00					11:00	08:00
Vol.	2	135	80	4	20	2		2	1					12	244
PM Peak															
Vol.															
Grand Total	80	8225	5183	142	1501	37	0	63	17	0	0	0	0	491	15739
Percent	0.5%	52.3%	32.9%	0.9%	9.5%	0.2%	0.0%	0.4%	0.1%	0.0%	0.0%	0.0%	0.0%	3.1%	

City of Corpus Christi

Engineering Services
Traffic Engineering Services

Old Robstown Rd.
State Hwy 44/Leopard
Date Start: 30-Oct-13
Date End: 04-Nov-13

Direction 2

Start Time	Bikes	Cars & Trailer	2 Axle Long	Buses	2 Axle 6 Tire	3 Axle Single	4 Axle Single	<5 Axl Double	5 Axle Double	>6 Axl Double	<6 Axl Multi	6 Axle Multi	>6 Axl Multi	Not Classe	Total
10/30/13
01:00
02:00
03:00
04:00
05:00
06:00
07:00
08:00
09:00
10:00
11:00	0	121	44	0	7	0	0	0	0	0	0	0	0	5	177
12 PM	0	136	53	1	10	0	0	2	1	0	0	0	0	5	208
13:00	5	128	51	0	5	0	0	0	0	0	0	0	0	3	192
14:00	1	126	36	0	8	1	0	0	0	0	0	0	0	3	175
15:00	1	136	51	0	5	1	0	2	0	0	0	0	0	3	199
16:00	1	130	54	1	14	2	0	1	0	0	0	0	0	8	211
17:00	2	198	81	0	10	0	0	1	0	0	0	0	0	7	299
18:00	3	148	52	0	6	0	0	1	0	0	0	0	0	4	214
19:00	1	120	48	0	3	1	0	0	0	0	0	0	0	1	174
20:00	1	102	28	0	0	1	0	1	0	0	0	0	0	2	135
21:00	1	71	21	0	4	0	0	0	0	0	0	0	0	1	98
22:00	1	33	13	0	0	0	0	0	0	0	0	0	0	2	49
23:00	0	21	13	0	1	0	0	0	0	0	0	0	0	0	35
Total	17	1470	545	2	73	6	0	8	1	0	0	0	0	44	2166
Percent	0.8%	67.9%	25.2%	0.1%	3.4%	0.3%	0.0%	0.4%	0.0%	0.0%	0.0%	0.0%	0.0%	2.0%	
AM Peak		11:00	11:00		11:00									11:00	11:00
Vol.		121	44		7									5	177
PM Peak	13:00	17:00	17:00	12:00	16:00	16:00		12:00	12:00					16:00	17:00
Vol.	5	198	81	1	14	2		2	1					8	299

City of Corpus Christi

Engineering Services
Traffic Engineering Services

Old Robstown Rd.
State Hwy 44/Leopard
Date Start: 30-Oct-13
Date End: 04-Nov-13

Direction 2

Start Time	Bikes	Cars & Trailer	2 Axle Long	Buses	2 Axle 6 Tire	3 Axle Single	4 Axle Single	<5 Axl Double	5 Axle Double	>6 Axl Double	<6 Axl Multi	6 Axle Multi	>6 Axl Multi	Not Classe	Total
10/31/13	0	17	1	0	0	0	0	0	0	0	0	0	0	0	18
01:00	0	3	5	0	5	0	0	0	0	0	0	0	0	0	13
02:00	0	5	4	0	2	0	0	0	0	0	0	0	0	0	11
03:00	0	2	3	0	1	0	0	0	0	0	0	0	0	0	6
04:00	0	10	4	0	1	0	0	0	0	0	0	0	0	0	15
05:00	0	27	13	0	3	0	0	1	0	0	0	0	0	0	44
06:00	0	54	25	0	2	0	0	1	0	0	0	0	0	1	83
07:00	1	89	45	0	9	1	0	0	0	0	0	0	0	8	153
08:00	1	163	67	1	8	1	0	3	1	0	0	0	0	7	252
09:00	1	84	43	1	10	4	0	2	0	0	0	0	0	5	150
10:00	1	97	43	1	11	1	0	4	0	1	0	0	0	1	160
11:00	1	128	48	0	12	0	0	2	0	0	0	0	0	2	193
12 PM	0	138	51	1	10	0	0	2	0	0	0	0	0	4	206
13:00	0	109	54	0	2	0	0	0	0	0	0	0	0	1	166
14:00	0	124	54	0	9	1	0	1	0	0	0	0	0	9	198
15:00	0	159	71	0	10	2	0	4	0	0	0	0	1	7	254
16:00	0	170	67	0	9	0	0	1	0	0	0	0	0	15	262
17:00	3	201	73	0	12	1	0	1	0	0	0	0	0	11	302
18:00	2	155	51	0	4	0	0	1	1	0	0	0	0	6	220
19:00	3	96	49	0	3	1	0	2	0	0	0	0	0	2	158
20:00	0	98	31	0	6	1	0	0	0	0	0	0	0	2	138
21:00	0	91	36	0	3	0	0	0	0	0	0	0	0	4	134
22:00	1	63	28	0	2	0	0	0	0	0	0	0	0	3	97
23:00	0	51	18	0	0	0	0	0	0	0	0	0	0	0	69
Total	14	2136	884	4	134	13	0	25	2	1	0	0	1	88	3302
Percent	0.4%	64.7%	26.8%	0.1%	4.1%	0.4%	0.0%	0.8%	0.1%	0.0%	0.0%	0.0%	0.0%	2.7%	
AM Peak	07:00	08:00	08:00	08:00	11:00	09:00		10:00	08:00	10:00				07:00	08:00
Vol.	1	183	67	1	12	4		4	1	1				8	252
PM Peak	17:00	17:00	17:00	12:00	17:00	15:00		15:00	18:00				15:00	16:00	17:00
Vol.	3	201	73	1	12	2		4	1				1	15	302

City of Corpus Christi

Engineering Services
Traffic Engineering Services

Old Robstown Rd.
State Hwy 44/Leopard
Date Start: 30-Oct-13
Date End: 04-Nov-13

Direction 2

Start Time	Bikes	Cars & Trailer	2 Axle Long	Buses	2 Axle 6 Tire	3 Axle Single	4 Axle Single	<5 Axl Double	5 Axle Double	>6 Axl Double	<6 Axl Multi	6 Axle Multi	>6 Axl Multi	Not Classe	Total
11/01/13	0	24	8	0	5	0	0	0	0	0	0	0	0	0	37
01:00	0	20	8	0	2	0	0	0	0	0	0	0	0	0	30
02:00	0	17	7	0	2	0	0	0	0	0	0	0	0	0	26
03:00	0	8	3	0	1	1	0	0	0	0	0	0	0	0	13
04:00	0	14	5	0	0	1	0	0	0	0	0	0	0	0	20
05:00	1	22	8	0	0	0	0	0	0	0	0	0	0	0	31
06:00	0	35	27	0	3	0	0	0	0	0	0	0	0	0	65
07:00	2	100	53	0	9	0	0	0	0	0	0	0	0	5	169
08:00	2	169	78	1	17	4	0	4	0	0	0	0	0	9	284
09:00	1	115	58	0	9	1	0	1	0	0	0	0	0	3	188
10:00	3	115	58	1	20	0	0	1	0	0	0	0	0	3	201
11:00	3	148	59	0	8	1	0	0	0	0	0	0	0	1	220
12 PM	2	184	65	1	13	0	0	1	0	0	0	0	0	12	278
13:00	2	142	54	0	8	1	0	0	1	0	0	0	0	7	215
14:00	1	152	46	0	7	1	0	0	1	0	0	0	0	4	212
15:00	1	172	68	0	8	0	0	1	0	0	0	0	0	7	255
16:00	4	228	78	0	4	3	0	3	1	0	0	0	0	11	332
17:00	2	222	78	0	7	1	0	1	0	0	0	0	0	10	321
18:00	0	179	56	0	7	1	0	0	0	0	0	0	0	10	253
19:00	3	147	51	0	5	0	0	1	0	0	0	0	0	5	212
20:00	0	119	39	0	5	2	0	0	0	0	0	0	0	0	165
21:00	0	75	26	0	1	0	0	1	0	0	0	0	0	4	107
22:00	0	47	26	0	7	0	0	0	0	0	0	0	0	1	81
23:00	1	58	15	0	1	0	0	0	0	0	0	0	0	0	75
Total	28	2512	974	3	147	17	0	14	3	0	0	0	0	92	3790
Percent	0.7%	66.3%	25.7%	0.1%	3.9%	0.4%	0.0%	0.4%	0.1%	0.0%	0.0%	0.0%	0.0%	2.4%	
AM Peak	10:00	08:00	08:00	08:00	10:00	08:00		08:00						08:00	08:00
Vol.	3	169	78	1	20	4		4						9	284
PM Peak	16:00	16:00	16:00	12:00	12:00	16:00		16:00	13:00					12:00	16:00
Vol.	4	228	78	1	13	3		3	1					12	332

City of Corpus Christi

Engineering Services
Traffic Engineering Services

Old Robstown Rd.
State Hwy 44/Leopard
Date Start: 30-Oct-13
Date End: 04-Nov-13

Direction 2

Start Time	Bikes	Cars & Trailer	2 Axle Long	Buses	2 Axle 6 Tire	3 Axle Single	4 Axle Single	<5 Axl Double	5 Axle Double	>6 Axl Double	<6 Axl Multi	6 Axle Multi	>6 Axl Multi	Not Classe	Total
11/02/13	0	26	6	0	2	0	0	0	1	0	0	0	0	0	35
01:00	0	20	7	0	1	0	0	0	0	0	0	0	0	1	29
02:00	0	18	4	0	1	0	0	0	0	0	0	0	0	1	24
03:00	0	6	11	0	1	0	0	0	0	0	0	0	0	0	18
04:00	0	11	4	0	0	0	0	0	1	0	0	0	0	0	16
05:00	0	18	13	0	4	0	0	0	0	0	0	0	0	0	35
06:00	0	31	11	0	3	0	0	0	0	0	0	0	0	0	45
07:00	0	37	18	0	7	0	0	0	0	0	0	0	0	1	61
08:00	0	53	36	0	4	0	0	0	0	0	0	0	0	0	93
09:00	0	67	46	0	21	0	0	0	1	0	0	0	0	3	138
10:00	0	92	59	0	16	0	0	0	0	0	0	0	0	1	168
11:00	1	112	59	0	29	0	0	2	0	0	0	0	0	6	209
12 PM	1	128	64	0	9	2	0	1	0	0	0	0	0	4	209
13:00	0	126	53	0	6	0	0	1	1	0	0	0	0	2	189
14:00	3	147	58	1	6	2	0	1	0	0	0	0	0	4	222
15:00	0	135	66	0	11	1	0	1	0	0	0	0	0	3	217
16:00	0	128	62	0	11	0	0	0	0	0	0	0	0	2	203
17:00	1	117	52	0	13	0	0	0	0	0	0	0	0	11	194
18:00	1	131	43	0	6	0	0	0	0	0	0	0	0	2	183
19:00	0	128	43	0	3	1	0	1	0	0	0	0	0	2	178
20:00	0	86	34	0	1	2	0	0	0	0	0	0	0	7	130
21:00	0	75	25	0	0	0	0	0	0	0	0	0	0	0	100
22:00	2	42	26	0	1	0	0	0	0	0	0	0	0	1	72
23:00	1	53	16	0	2	0	0	0	0	0	0	0	0	1	73
Total	10	1787	814	1	158	8	0	7	4	0	0	0	0	52	2841
Percent	0.4%	62.9%	28.7%	0.0%	5.6%	0.3%	0.0%	0.2%	0.1%	0.0%	0.0%	0.0%	0.0%	1.8%	
AM Peak	11:00	11:00	10:00		11:00			11:00	00:00					11:00	11:00
Vol.	1	112	59		29			2	1					6	209
PM Peak	14:00	14:00	15:00	14:00	17:00	12:00		12:00	13:00					17:00	14:00
Vol.	3	147	66	1	13	2		1	1					11	222

City of Corpus Christi

Engineering Services
Traffic Engineering Services

Old Robstown Rd.
State Hwy 44/Leopard
Date Start: 30-Oct-13
Date End: 04-Nov-13

Direction 2

Start Time	Bikes	Cars & Trailer	2 Axle Long	Buses	2 Axle 6 Tire	3 Axle Single	4 Axle Single	<5 Axl Double	5 Axle Double	>6 Axl Double	<6 Axl Multi	6 Axle Multi	>6 Axl Multi	Not Classe	Total
11/04/13	0	9	6	0	2	0	0	0	0	0	0	0	0	0	17
01:00	0	9	0	0	0	0	0	0	0	0	0	0	0	0	9
02:00	0	12	1	0	0	0	0	0	0	0	0	0	0	0	13
03:00	0	5	4	0	0	0	0	0	0	0	0	0	0	0	9
04:00	0	8	1	0	0	0	0	0	0	0	0	0	0	0	9
05:00	1	4	1	0	0	0	0	0	0	0	0	0	0	0	6
06:00	0	22	9	1	2	0	0	0	0	0	0	0	0	0	34
07:00	1	59	25	0	6	1	0	0	2	0	0	0	0	1	95
08:00	1	105	48	0	10	0	0	3	0	0	1	0	0	8	176
09:00	0	176	72	0	15	2	0	1	0	0	0	0	0	8	274
10:00	1	111	42	0	6	0	0	0	0	0	0	0	0	5	165
11:00	0	45	25	0	1	2	0	1	0	0	0	0	0	8	82
12 PM	0	0	0	0	0	0	0	0	0	0	0	0	0	0	0
13:00
14:00
15:00
16:00
17:00
18:00
19:00
20:00
21:00
22:00
23:00
Total	4	565	234	1	42	5	0	5	2	0	1	0	0	30	889
Percent	0.4%	63.6%	26.3%	0.1%	4.7%	0.6%	0.0%	0.6%	0.2%	0.0%	0.1%	0.0%	0.0%	3.4%	
AM Peak	05:00	09:00	09:00	08:00	09:00	09:00		08:00	07:00		08:00			08:00	09:00
Vol.	1	176	72	1	15	2		3	2		1			8	274
PM Peak															
Vol.															
Grand Total	89	10115	4081	11	613	50	0	67	14	1	1	0	1	354	15397
Percent	0.6%	65.7%	26.5%	0.1%	4.0%	0.3%	0.0%	0.4%	0.1%	0.0%	0.0%	0.0%	0.0%	2.3%	